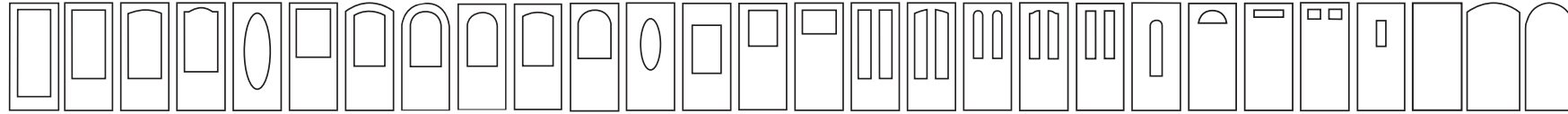


# 2009-2010 Energy Tax Credit Qualification Chart

Door styles (all sidelites qualify)



Does your door  
**qualify?**

Glass designs

Classic-Craft, American Style Collection..																							
Hazelton-																							.24 / .10
Savannah-																							.24 / .10
Villager-																							.24 / .10
Homeward-																							.24 / .10
Clear with Low-E																							.21 / .09
Clear																							.25 / .13
Clear with External Grilles																							.25 / .13
Solid Panel (includes all paneling designs)																							
Classic-Craft, Mahogany Collection..																							
Arcadia-	.27 / .26	.27 / .26	.27 / .26																				.24 / .21
Ashurst-	.27 / .26	.27 / .26	.27 / .26																				.22 / .17
Bella-	.27 / .26	.27 / .26	.27 / .26																				.24 / .21
Longford-	.27 / .26	.27 / .26	.27 / .26																				.24 / .21
Central Park		.27 / .26																					.22 / .17
Clear with Low-E	.25 / .13	.25 / .13	.25 / .13																				.23 / .10
Clear	.32 / .20																						.28 / .16
Solid Panel (includes all paneling designs)																							.13 / .01
Classic-Craft, Rustic Collection..																							
Augustine-																							.24 / .21
Camino-																							.22 / .17
Clear with Low-E		.25 / .13	.25 / .13																				.23 / .10
Clear		.32 / .20	.32 / .20																				.28 / .16
Solid Panel (includes all paneling designs)																							.13 / .01
Classic-Craft, Oak Collection..																							
Arcadia-	.27 / .26	.27 / .26	.27 / .26																				.24 / .21
Provincial-	.27 / .26	.27 / .26	.27 / .26																				.22 / .17
Bella-	.27 / .26	.27 / .26	.27 / .26																				.24 / .21
Cambridge-	.27 / .26	.27 / .26	.27 / .26																				.22 / .17
Central Park																							.22 / .17
Clear with Low-E	.25 / .13	.25 / .13	.25 / .13																				.23 / .10
Clear	.32 / .20	.32 / .20	.32 / .20																				.25 / .13
Clear with External Grilles	.32 / .20	.27 / .26																					.28 / .16
Solid Panel (includes all paneling designs)																							.13 / .01

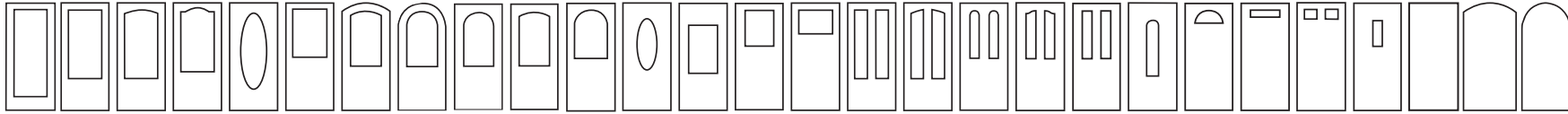
Boxes left blank indicate this is not a Therma-Tru product offering.

<b>KEY</b>	Indicates Product Qualifies for the Energy Tax Credit	<b>Numbers:</b> U-Factor / Solar Heat Gain Coefficient
	Indicates Product Does <b>Not</b> Qualify for the Energy Tax Credit	<b>X:</b> Indicates Product Information is Not Available

# 2009-2010 Energy Tax Credit Qualification Chart

Door styles (all sidelites qualify)

Does your door qualify?



Glass designs	1	2	3	4	5	6	7	8	9	10	11	12	13	14	15	16	17	18	19	20	21	22	23	24	25	26	
<b>Fiber-Classic® Mahogany Collection.</b>																											
Brookside																										.18 / .05	
Falling Water-	.27 / .26								.22 / .17														.22 / .17	.17 / .08			
Saratoga-	.27 / .26	.24 / .21							.22 / .17														.22 / .17	.17 / .08			
Concorde-	.27 / .26	.24 / .21							.22 / .17														.22 / .17	.17 / .08			
Blackstone,	.27 / .26								.22 / .17														.22 / .17	.17 / .08			
Sedona	.27 / .26								.22 / .17														.22 / .17	.17 / .08			
Salinas,	.33 / .18								.22 / .17														.22 / .17	.17 / .08			
Wellesley-	.27 / .26								.22 / .17														.22 / .17	.17 / .08			
Clear	.32 / .20																										
Clear with Low-E	.25 / .13							.21 / .09															.21 / .09	.17 / .04			.17 / .04
Internal Grille	.32 / .18																										
External Grille	.32 / .20																										
Clear, Impact, Low-E	.24 / .12							.20 / .08																			
Solid Panel (includes all paneling designs)																											.13 / .01
<b>Fiber-Classic® Oak Collection.</b>																											
Keystone-	.27 / .26	.24 / .21				.24 / .21	.22 / .17																.22 / .17	.22 / .17		.17 / .08	
Starlite-	.27 / .26	.24 / .21				.24 / .21	.22 / .17																.22 / .17	.22 / .17	.17 / .08	.17 / .08	
Starlite- with Impact	.29 / .15																										
Blackstone,	.27 / .26					.24 / .21	.22 / .17																.22 / .17				
Blackstone, with Impact	.29 / .15						.23 / .10																				
Saratoga-	.27 / .26	.24 / .21					.22 / .17																.22 / .17	.17 / .08			
Concorde-	.27 / .26	.24 / .21				.24 / .21	.22 / .17																.22 / .17	.17 / .08	.17 / .08		
Sedona	.27 / .26	.24 / .21					.22 / .17																.22 / .17	.17 / .08			
Crystalline-	.27 / .26	.24 / .21					.22 / .17																.22 / .17	.22 / .17	.17 / .08	.17 / .08	
Crystalline- with Impact	.29 / .15																										
Salinas,	.33 / .18	.29 / .14					.22 / .17																.22 / .17	.17 / .08			
Salinas, with Impact	.31 / .17	.27 / .13																									
Wellesley-	.27 / .26					.24 / .21	.22 / .17																.22 / .17	.17 / .08			
Texas Star	.27 / .26	.24 / .21					.22 / .17																.22 / .17				
Kensington-	.27 / .26						.22 / .17																.22 / .17	.17 / .08			
Falling Water-	.27 / .26	.24 / .21					.22 / .17																.22 / .17	.17 / .08			
Beveline-	.27 / .26						.22 / .17																.22 / .17	.22 / .17		.17 / .08	
Frosted Images,	.32 / .20					.28 / .16	.25 / .13																	.25 / .13		.25 / .13	
Internal Blinds	.32 / .20						.25 / .13																				
Clear	.32 / .20	.28 / .16				.28 / .16	.25 / .13																.25 / .13	.25 / .13	.19 / .06	.19 / .06	
Clear with Low-E	.25 / .13	.23 / .10				.23 / .10	.21 / .09			.21 / .09													.21 / .09	.17 / .04	.17 / .04	.17 / .04	
Clear, Impact	.29 / .15	.26 / .12					.23 / .10																				
Clear, Low-E, Impact	.24 / .12	.22 / .10					.20 / .08																				
External Grille	.32 / .20	.28 / .16					.25 / .13																			.19 / .06	
Internal Grilles, Impact	.31 / .17	.27 / .13																									
Internal Grilles, Impact, Low-E	.25 / .11	.22 / .08																									
Solid Panel (includes all paneling designs)																											.13 / .01
<b>Flush-Glazed:</b>																											
Clear	.33 / .21						.26 / .13																				
Clear with Low-E	.26 / .14						.21 / .09																			.17 / .04	
Internal Grille	.33 / .18						.26 / .12																				
External Grille	.33 / .21						.26 / .13																				
<b>Designline:</b>																											
Clear							X																			X	
Clear with Low-E							X																			X	

Boxes left blank indicate this is not a Therma-Tru product offering.

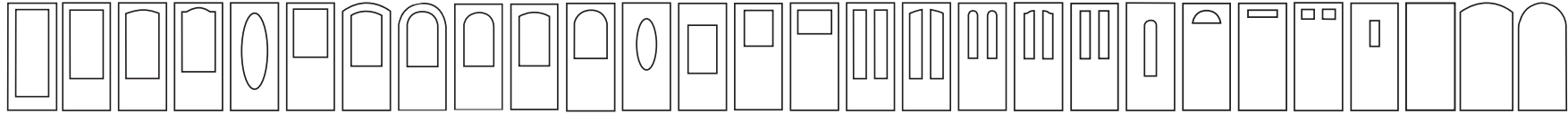
**KEY**

- Indicates Product Qualifies for the Energy Tax Credit
- Indicates Product Does **Not** Qualify for the Energy Tax Credit
- Numbers:** U-Factor / Solar Heat Gain Coefficient
- X:** Indicates Product Information is Not Available

# 2009-2010 Energy Tax Credit Qualification Chart



Door styles (all sidelites qualify)



Does your door qualify?

Glass designs

Door Style	U-Factor / SHGC	U-Factor / SHGC	U-Factor / SHGC	U-Factor / SHGC	U-Factor / SHGC	U-Factor / SHGC	U-Factor / SHGC	U-Factor / SHGC	U-Factor / SHGC	U-Factor / SHGC	U-Factor / SHGC	U-Factor / SHGC	U-Factor / SHGC	U-Factor / SHGC	U-Factor / SHGC	U-Factor / SHGC	U-Factor / SHGC	U-Factor / SHGC	U-Factor / SHGC	U-Factor / SHGC	U-Factor / SHGC	U-Factor / SHGC	U-Factor / SHGC	
Smooth-Star																								
Brookside													.17 / .08											
Saratoga-	.27 / .26					.22 / .17					.22 / .17		.17 / .08							.22 / .17	.17 / .08			
Falling Water-	.27 / .26	.24 / .21				.22 / .17					.22 / .17									.22 / .17	.17 / .08			
Sedona	.27 / .26	.24 / .21				.22 / .17					.22 / .17		.17 / .08							.22 / .17	.17 / .08			
Blackstone,	.27 / .26								.22 / .17											.22 / .17	.17 / .08			
Blackstone, Impact	.29 / .15					.23 / .10																		
Archlite-	.27 / .26	.24 / .21				.22 / .17				.22 / .17										.22 / .17	.17 / .08			
Archlite, Impact	.29 / .15	.26 / .12																						
Crystalline-	.27 / .26					.22 / .17			.22 / .17	.22 / .17	.22 / .17								.22 / .17		.17 / .08		.17 / .08	
Crystalline, Impact	.29 / .15																							
Salinas,	.33 / .18	.24 / .21				.22 / .17			.22 / .17											.22 / .17	.17 / .08			
Salinas, Impact	.31 / .17	.27 / .13				.25 / .11																		
Wellesley-	.27 / .26					.22 / .17			.22 / .17	.22 / .17										.22 / .17				
Element	.27 / .26																							
Concorde-		.24 / .21		.24 / .21	.22 / .17				.22 / .17	.22 / .17	.22 / .17									.22 / .17	.17 / .08	.17 / .08		
Crystal Diamonds-	.27 / .26	.24 / .21		.24 / .21	.22 / .17				.22 / .17	.22 / .17										.22 / .17	.17 / .08	.17 / .08		
Texas Star																								
Kensington-	.27 / .26				.22 / .17				.22 / .17	.22 / .17										.22 / .17				
Frosted Images,	.32 / .20	.30 / .18		.30 / .18	.27 / .14				.27 / .14	.27 / .14	.27 / .14									.27 / .14		.19 / .07		
Contemporary-	.27 / .26																			.27 / .14		.19 / .07		
Internal Blinds	.32 / .20				.25 / .13																			
Screen Vented Lites					X																			
Clear	.34 / .23	.30 / .18		.30 / .18	.27 / .14				.27 / .14	.27 / .14	.27 / .14	.27 / .14								.27 / .14	.19 / .07	.19 / .07	.19 / .07	.19 / .07
Clear with Low-E	.29 / .17	.26 / .13		.26 / .13	.23 / .11				.23 / .11	.23 / .11		.23 / .11								.18 / .05	.18 / .05	.18 / .05	.18 / .05	
External Grille	.34 / .23	.30 / .18			.27 / .14				.27 / .14		.27 / .14											.19 / .07		
External Grille, Low-E	.29 / .17	.26 / .13			.23 / .11				.23 / .11															
Internal Grille	.32 / .18				.25 / .11				.25 / .11															
Internal Grille with Low-E	.26 / .12				.21 / .08						.21 / .08													
Clear, Impact	.29 / .15	.26 / .12			.23 / .10																			
Clear, Impact, Low-E	.24 / .12				.20 / .08																			
Internal Grille, Impact	.31 / .17				.25 / .11				.25 / .11															
Internal Grille, Impact, Low-E	.25 / .11				.21 / .07						.21 / .07													
Solid Panel (includes all paneling designs)																								.13 / .01
Flush-Glazed:																								
Clear	.33 / .21	.28 / .16			.26 / .13																			
Clear with Low-E	.26 / .14	.23 / .11			.21 / .09																			
Internal Grille	.33 / .18	.29 / .14			.26 / .12																			

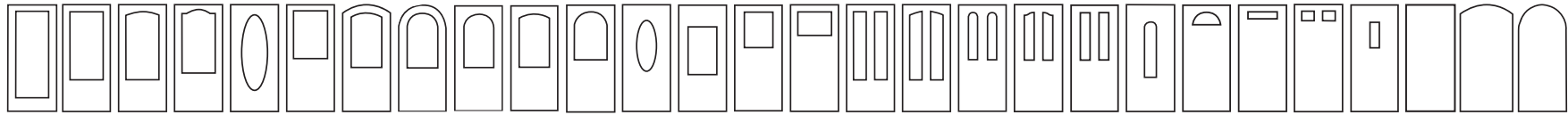
Boxes left blank indicate this is not a Therma-Tru product offering.

**KEY**

- Indicates Product Qualifies for the Energy Tax Credit
- Indicates Product Does **Not** Qualify for the Energy Tax Credit
- Numbers:** U-Factor / Solar Heat Gain Coefficient
- X:** Indicates Product Information is Not Available

# 2009-2010 Energy Tax Credit Qualification Chart

Door styles (all sidelites qualify)



Does your door qualify?

Glass designs

Profiles, Steel (wood edge)																												
Blackstone <sub>s</sub>	.27 / .26						.22 / .17																		.22 / .17	.17 / .08		
Blackstone <sub>s</sub> Impact	.29 / .15						.23 / .10																			.23 / .10		
Archlite <sub>s</sub>	.27 / .26	.24 / .21					.22 / .17				.22 / .17							.22 / .17							.22 / .17			
Archlite <sub>s</sub> Impact	.29 / .15	.26 / .12																										
Crystalline <sub>s</sub>	.27 / .26						.22 / .17				.22 / .17							.22 / .17						.22 / .17	.17 / .08		.17 / .08	
Crystalline <sub>s</sub> Impact	.29 / .15																											
Sedona	.27 / .26	.24 / .21					.22 / .17																		.22 / .17	.17 / .08		
Saratoga <sub>s</sub>	.27 / .26						.22 / .17																		.22 / .17			
Salinas <sub>s</sub>	.32 / .18	.24 / .21					.22 / .17				.22 / .17														.22 / .17	.17 / .08		
Salinas <sub>s</sub> Impact	.31 / .17	.27 / .13					.25 / .11																		.25 / .11			
Wellesley <sub>s</sub>	.27 / .26						.22 / .17											.22 / .17						.22 / .17	.22 / .17	.17 / .08		
Element	.27 / .26																	.22 / .17										
Concorde <sub>s</sub>		.24 / .21				.24 / .21	.22 / .17				.22 / .17							.22 / .17						.22 / .17		.17 / .08		
Kensington <sub>s</sub>	.27 / .26						.22 / .17											.22 / .17							.22 / .17	.17 / .08		
Crystal Diamonds <sub>s</sub>	.27 / .26	.24 / .21				.24 / .21	.22 / .17				.22 / .17							.22 / .17						.22 / .17		.17 / .08		
Frosted Images <sub>s</sub>	.32 / .20	.30 / .18				.30 / .18	.27 / .14				.27 / .14													.27 / .14	.27 / .14	.19 / .07		
Contemporary <sub>s</sub>																										.27 / .14		
Screen Vented							X																					
Clear	.34 / .23	.30 / .18				.30 / .18	.27 / .14				.27 / .14													.27 / .14	.27 / .14	.19 / .07	.19 / .07	.19 / .07
Clear with Low-E	.29 / .17	.26 / .13				.26 / .13	.23 / .11				.23 / .11													.25 / .13	.21 / .09	.18 / .05	.18 / .05	.18 / .05
Clear with Impact	.29 / .15	.26 / .12					.23 / .10																					
Clear with Low-E and Impact	.24 / .12	.22 / .10					.20 / .08																					
External Grille	.34 / .23	.30 / .18					.27 / .14				.27 / .14													.27 / .14	.27 / .14	.19 / .07		
External Grille, Low-E	.29 / .17	.26 / .13					.23 / .11																		.21 / .09			
Internal Grille	.32 / .18						.25 / .11																	.25 / .11	.25 / .11	.19 / .05	.19 / .05	
Internal Grille with Low-E	.26 / .12						.21 / .08																	.21 / .08	.21 / .08	.17 / .04		
Internal Grille with Impact	.31 / .17						.25 / .11																	.25 / .11				
Internal Grille with Low-E and Impact	.25 / .11						.21 / .07																	.21 / .07				
Solid Panel (includes all paneling designs)																												.12 / .01

Traditions Steel (wood edge)																												
Blackstone <sub>s</sub>	.27 / .26						.22 / .17																					
Blackstone <sub>s</sub> with Impact	.31 / .19						.24 / .12																					
Archlite <sub>s</sub>	.27 / .26																											
Archlite <sub>s</sub> with Impact	.31 / .19																											
Salinas <sub>s</sub>	.33 / .18						.25 / .11																					
Salinas <sub>s</sub> with Impact	.31 / .17																											
Crystalline <sub>s</sub>	.27 / .26																											
Crystalline <sub>s</sub> with Impact	.31 / .19																											
Element	.27 / .26																											
Starlite <sub>s</sub>	.27 / .26																											
Concorde <sub>s</sub>	.27 / .26																											
Wellesley <sub>s</sub>	.27 / .26																											
Clear	.32 / .20					.30 / .18	.27 / .14				.27 / .14															.19 / .07	.19 / .07	.17 / .04
Clear with Low-E	.25 / .13						.21 / .08				.23 / .11													.21 / .08	.21 / .08	.18 / .05	.18 / .05	.18 / .05
Internal Blinds							.25 / .13																					
Screen Vented							X																					
Solid Panel (includes all paneling designs)																												.12 / .01

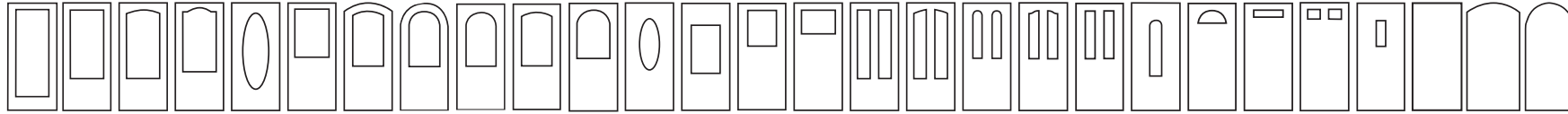
Boxes left blank indicate this is not a Therma-Tru product offering.

<b>KEY</b>	Indicates Product Qualifies for the Energy Tax Credit	<b>Numbers:</b> U-Factor / Solar Heat Gain Coefficient
	Indicates Product Does <b>Not</b> Qualify for the Energy Tax Credit	<b>X:</b> Indicates Product Information is Not Available



# 2009-2010 Energy Tax Credit Qualification Chart

Door styles (all sidelites qualify)



Does your door  
**qualify?**

Glass designs

## 8FT DOORS

Fiber-Classic <sup>®</sup> Mahogany Collection <sub>™</sub>	
Blackstone <sub>™</sub>	.27 / .26
Sedona	.22 / .17
Salinas <sub>™</sub>	.33 / .18
Salinas <sub>™</sub> with Impact	.31 / .17
Wellesley <sub>™</sub>	.22 / .17
Clear with Low-E	.25 / .13
Clear with Impact	.23 / .10
Clear with Low-E and Impact	.24 / .12
Solid Panel (includes all paneling designs)	.13 / .01

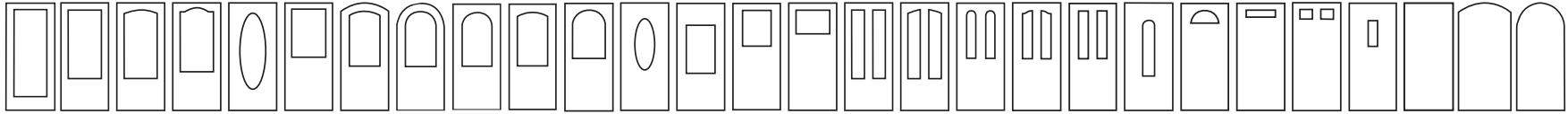
Fiber-Classic <sup>®</sup> Oak Collection <sub>™</sub>	
Designline Keystone <sub>™</sub>	X
Starlite <sub>™</sub>	.27 / .26
Designline Starlite <sub>™</sub>	X
Starlite <sub>™</sub> with Impact	.29 / .15
Blackstone <sub>™</sub>	.27 / .26
Designline Blackstone <sub>™</sub>	X
Blackstone <sub>™</sub> with Impact	.29 / .15
Sedona	.27 / .26
Designline Sedona	X
Crystalline <sub>™</sub>	.27 / .26
Designline Crystalline <sub>™</sub>	X
Crystalline <sub>™</sub> with Impact	.29 / .15
Salinas <sub>™</sub>	.33 / .18
Designline Salinas <sub>™</sub>	X
Salinas <sub>™</sub> with Impact	.31 / .17
Wellesley <sub>™</sub>	.27 / .26
Designline Wellesley <sub>™</sub>	X
Texas Star	.27 / .26
Kensington <sub>™</sub>	.27 / .26
Designline Bevelline <sub>™</sub>	X
Designline Frosted Images <sub>™</sub>	X
Designline Internal Blinds	X
Clear	.32 / .20 .32 / .20
Clear with Low-E	.25 / .13 .25 / .13
Clear, Impact	.31 / .19 .31 / .19
Clear, Low-E, Impact	.24 / .12 .24 / .12
Removable Grilles	.32 / .20 .32 / .20
Internal Grilles, Impact	.31 / .17 .31 / .17
Internal Grilles, Impact, Low-E	.25 / .11 .25 / .11
Solid Panel	.13 / .01

Boxes left blank indicate this is not a Therma-Tru product offering.

<b>KEY</b>	Indicates Product Qualifies for the Energy Tax Credit	<b>Numbers:</b> U-Factor / Solar Heat Gain Coefficient
	Indicates Product Does <b>Not</b> Qualify for the Energy Tax Credit	<b>X:</b> Indicates Product Information is Not Available

# 2009-2010 Energy Tax Credit Qualification Chart

Door styles (all sidelites qualify)



Does your door qualify?

Glass designs

## 8FT DOORS

Smooth-Star <sup>®</sup>																								
Brookside																								.19 / .06
Blackstone <sup>®</sup>	.27 / .26	.24 / .21																						
Blackstone <sup>®</sup> Impact	.29 / .15																							
Archlite <sup>®</sup>	.27 / .26	.24 / .21								.22 / .17														
Archlite <sup>®</sup> Impact	.29 / .15																							
Crystalline <sup>®</sup>	.27 / .26	.24 / .21																						
Crystalline <sup>™</sup> Impact	.29 / .15																							
Salinas <sup>®</sup>	.33 / .18	.29 / .14								.26 / .11														
Salinas <sup>®</sup> Impact	.31 / .17																							
Wellesley <sup>®</sup>	.27 / .26	.24 / .21																						
Saratoga <sup>®</sup>		.24 / .21													.19 / .06									
Concorde <sup>®</sup>	.27 / .26									.22 / .17														
Sedona		.24 / .21								.22 / .17	.19 / .06													
Crystal Diamonds <sup>®</sup>	.27 / .26									.22 / .17														
Texas Star		.24 / .21																						
Frosted Images <sup>®</sup>	.34 / .23	.30 / .18								.22 / .17														
Internal Blinds	.32 / .20	.28 / .16																						
Screen Vented Lites																								
Clear	.34 / .23	.30 / .18								.27 / .14	.19 / .07												.19 / .07	
Clear with Low-E	.29 / .17	.26 / .13								.23 / .11														
External Grille	.34 / .23	.30 / .18								.27 / .14														
External Grille, Low-E	.29 / .17	.26 / .13																						
Internal Blinds	.32 / .20	.28 / .16																						
Internal Blinds with Low-E	.25 / .13	.23 / .10																						
Clear, Impact	.29 / .15	.26 / .12																						
Clear, Impact, Low-E	.24 / .12	.22 / .10																						
Clear, Internal Grille, Impact	.31 / .17	.27 / .13																						
Clear, Internal Grille, Impact, Low-E	.25 / .11	.22 / .08																						
Solid Panel (includes all paneling designs)																							.13 / .01	
Flush-Glazed:																								
Clear	.33 / .21	.30 / .18								.26 / .13														
Clear with Low-E	.26 / .14	.23 / .11								.21 / .09														
Internal Grille	.33 / .18	.29 / .14								.26 / .12														

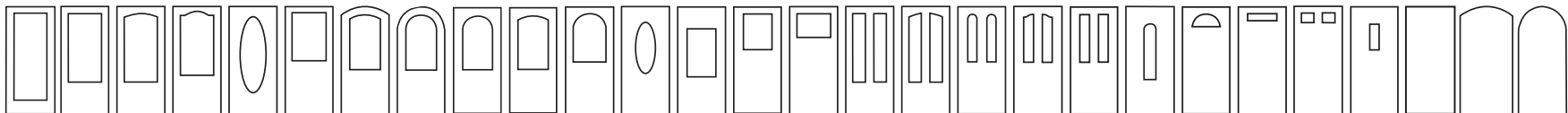
Traditions Steel (wood edge)																								
Blackstone <sup>®</sup>	.27 / .26																							
Blackstone <sup>®</sup> Impact	.29 / .15																							
Archlite <sup>®</sup>	.27 / .26																							
Archlite <sup>®</sup> Impact	.29 / .15																							
Salinas <sup>®</sup>	.33 / .18																							
Salinas <sup>®</sup> Impact	.31 / .17																							
Crystalline <sup>®</sup>	.27 / .26																							
Crystalline <sup>®</sup> Impact	.29 / .15																							
Element	.27 / .26																							
Starlite <sup>®</sup>	.27 / .26																							
Concorde <sup>®</sup>	.27 / .26																							
Wellesley <sup>®</sup>	.27 / .26																							
Clear	.34 / .23																							
Clear with Low-E	.29 / .17																					.19 / .07		
Clear Impact	.29 / .15																							
Clear Impact and Low-E	.24 / .12																							
Internal Blinds	.32 / .20																							
Screen Vented	X																							
Solid Panel (includes all paneling designs)																							.12 / .01	

Boxes left blank indicate this is not a Therma-Tru product offering.

<b>KEY</b>	Indicates Product Qualifies for the Energy Tax Credit	<b>Numbers:</b> U-Factor / Solar Heat Gain Coefficient
	Indicates Product Does <b>Not</b> Qualify for the Energy Tax Credit	<b>X:</b> Indicates Product Information is Not Available

# 2009-2010 Energy Tax Credit Qualification Chart

Door styles (all sidelites qualify)



Does your door qualify?

Glass designs

## 8FT DOORS

Traditions Steel (wood edge)																											
Blackstone <sub>®</sub>	.27 / .26																										
Blackstone <sub>®</sub> Impact	.29 / .15																										
Archlite <sub>®</sub>	.27 / .26																										
Archlite <sub>®</sub> Impact	.29 / .15																										
Salinas <sub>®</sub>	.33 / .18																										
Salinas <sub>®</sub> Impact	.31 / .17																										
Crystalline <sub>®</sub>	.27 / .26																										
Crystalline <sub>®</sub> Impact	.29 / .15																										
Element	.27 / .26																										
Starlite <sub>®</sub>	.27 / .26																										
Concorde <sub>®</sub>	.27 / .26																										
Wellesley <sub>®</sub>	.27 / .26																										
Clear	.34 / .23																										
Clear with Low-E	.29 / .17																										
Clear Impact	.29 / .15																										
Clear Impact and Low-E	.24 / .12																										
Internal Blinds	.32 / .20																										
Screen Vented	X																										
Solid Panel (includes all paneling designs)																											

Boxes left blank indicate this is not a Therma-Tru product offering.

For more information, including the Manufacturer's Certification Statement, please visit [www.thermatru.com/taxcredit](http://www.thermatru.com/taxcredit) or [www.MyEnergyTax.com](http://www.MyEnergyTax.com).

**NOTE:**  
Steel edge doors do **not** qualify.

All fire doors that are steel 90-minute rated or fiberglass 20-minute rated do **not** qualify.

All Fiber-Classic Designline products (raised panel) do **not** qualify.

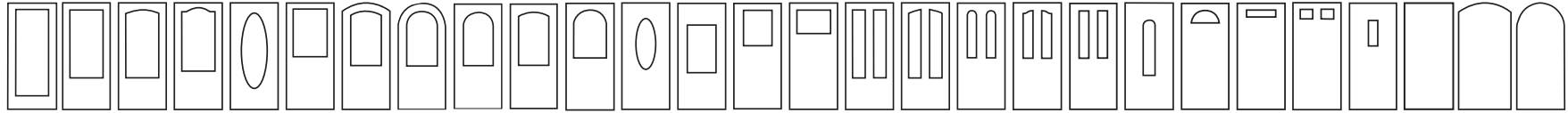
KEY		Indicates Product Qualifies for the Energy Tax Credit	Numbers:	U-Factor / Solar Heat Gain Coefficient
		Indicates Product Does <b>Not</b> Qualify for the Energy Tax Credit		<b>X:</b> Indicates Product Information is Not Available

Therma-Tru is not a legal or tax advisor. The above information is not comprehensive and is not intended to substitute for the advice of a lawyer or professional tax advisor. Therma-Tru expressly disclaims any responsibility for determining whether or not a door purchase will qualify for the energy tax credit or whether or not a purchaser will receive the tax credit. Therma-Tru recommends that consumers consult their tax advisors and review IRS guidelines prior to purchasing any door product. For further details on the energy tax credit, check the IRS Web site.



# 2009-2010 Energy Tax Credit Qualification Chart

Door styles (all sidelites qualify)



Does your door  
**qualify?**

Glass designs

Hinged Patio Doors																							
<b>Fiber-Classic.</b>																							
Clear Low-E (Flush-Glazed)	.26 / .14																						
Clear Low-E with GBG (Flush-Glazed)	.28 / .13																						
Clear Low-E with External Grilles (Flush-Glazed)	.26 / .14																						
<b>Smooth-Star.</b>																							
Clear Low-E (Flush-Glazed)	.26 / .14																						
Clear Low-E with GBG (Flush-Glazed)	.28 / .13																						
Clear Low-E with External Grilles (Flush-Glazed)	.26 / .14																						
<b>PDF.</b>																							
Clear	.34 / .23																						
Clear with Low-E	.29 / .17																						
Clear with GBG	.34 / .23																						
Internal Blind	.32 / .20																						

Sliding Patio Doors																							
<b>Slim-line.</b>																							
Clear Low-E	.26 / .14																						
Clear Low-E with Impact	.31 / .17																						
Clear Low-E with GBG	.26 / .14																						
<b>Vinyl</b>																							
Clear	.46 / .61																						
Clear with GBG	.47 / .54																						
Clear Low-E	.29 / .29																						
Clear Low-E with GBG	.31 / .26																						
Clear Low-E 366	.28 / .22																						
Clear Low-E 366 with GBG	.30 / .20																						
<b>Fiber-Classic.</b>																							
Clear Low-E (Flush-Glazed)	.26 / .14																						
Clear Low-E with GBG (Flush-Glazed)	.28 / .23																						
Clear Low-E with External Grilles (Flush-Glazed)	.26 / .14																						
<b>Smooth-Star.</b>																							
Clear Low-E (Flush-Glazed)	.26 / .14																						
Clear Low-E with GBG (Flush-Glazed)	.28 / .23																						
Clear Low-E with External Grilles (Flush-Glazed)	.26 / .14																						

Boxes left blank indicate this is not a Therma-Tru product offering.

<b>KEY</b>	Indicates Product Qualifies for the Energy Tax Credit	<b>Numbers:</b> U-Factor / Solar Heat Gain Coefficient
	Indicates Product Does <b>Not</b> Qualify for the Energy Tax Credit	<b>X:</b> Indicates Product Information is Not Available